

**MIE**  
and  
my  
Palo Alto  
Free

**MisuraEmme®**



ME  
AND  
MY  
PALO  
ALTO  
FREE

**Evoluzione di *Palo Alto I-Box*, *Palo Alto Free* è il nuovo concetto di cabina armadio che vede l'utilizzo dell'anta direttamente sorretta dal palo terra-soffitto anteriore che ne costituisce la struttura, a formare un sistema di porte attrezzate che hanno anche la funzione di coprire le nicchie e lasciare una straordinaria libertà compositiva, grazie alla possibilità di progettare composizioni completamente su misura in altezza ed in larghezza.**


Evolution of *Palo Alto I-Box*, *Palo Alto Free* is the new concept of walk-in closet. This sees the use of the door directly supported by the front ground-ceiling pole which constitutes the structure. It forms a system of equipped doors which also have the function of covering completely the niches, thanks to the possibility of designing compositions that are completely made to measure in height and width.





Nelle pagine precedenti, nella pagina a fianco e in quelle successive: sistema notte **Palo Alto Free**, con ante **Rex** vetro trasparente e meccanismo apertura **RX6**, ripiani **Frame** in vetro trasparente, parti in metallo verniciate canna di fucile. Boiserie finitura Noce **Millerighe**. Comò e comodini **Eros** piano marmo Sahara Noir, struttura essenza Rovere Nero, basamento metallo verniciato bronzo. Letto **Virgin**, rivestimento tessuto.

*In the previous pages and on the side page: **Palo Alto Free** night system, with transparent glass **Rex** doors and **RX6** opening mechanism, Framed shelves in transparent glass, metal parts painted gun metal. Boiserie **Millerighe** Walnut finishing. Dresser and bedside tables **Eros** marble top Sahara Noir, structure Black Oak wood, base metal painted bronze. **Virgin** bed, fabric upholstery.*












Nella pagina a fianco: dettaglio attrezzatura Elementi Hi-Tech per il sistema notte **Palo Alto Free**, costituiti da Vassoio estraibile in alluminio con tappetino in ecopelle e porta biancheria estraibile con tessuto della sacca in abbinamento al tappetino in ecopelle.


*On the side page: equipment detail Hi-Tech elements for the **Palo Alto Free** night system, consisting of a removable aluminum tray with eco-leather mat and removable linen holder with bag fabric matched with eco-leather mat.*



Nelle pagine precedenti e nella pagina a fianco:  
sistema notte **Palo Alto Free**, con ante **Rex** vetro  
trasparente, cassettiere sospese nobilitato shantung  
di seta con maniglie cardea e top in ecopelle, ripiani  
Frame in vetro trasparente, parti in metallo verniciate  
canna di fucile. Comò **Eros** piano marmo Marquinia,  
struttura essenza Rovere Nero, basamento metallo  
verniciato bronzo. Pouff **Virgin**, rivestimento nabuck.  
Letto **Virgin**, rivestimento tessuto.

*In the previous pages and on the side page: **Palo  
Alto Free** night system, with transparent glass **Rex**  
doors, suspended chests of drawers finish in melamine  
silk shantung with Cardea handles and eco-leather  
top, Framed shelves in transparent glass, metal parts  
painted gun metal. Chest of drawers **Eros** marble  
top Marquinia, structure Black Oak wood, base metal  
painted bronze. Pouff **Virgin**, Nabuck leather cover.  
**Virgin** bed, fabric upholstery.*





Nella pagina a fianco: dettaglio attrezzatura interna sistema notte **Palo Alto Free**, cassettiere sospese nobilitato shantung di seta con top in ecopelle e ripiani Frame in vetro trasparente. Luce Led Zaffiro verticale.

*On the side page: detail of the internal equipment **Palo Alto Free** night system, suspended chests of drawers finish silk shantung melamine with eco-leather top and frame shelves in transparent glass. Vertical Sapphire LED light.*



# POINT *OF* VIEW

**Una combinazione di alluminio, vetro e legno, *Palo Alto Free* è l'espressione più tecnica di MisuraEmme®. In esso vi è racchiusa l'abilità dell'azienda di sintetizzare in un unico prodotto d'arredo, la massima espressione tecnologica e la massima flessibilità compositiva, dando così vita ad un prodotto ad alto contenuto tecnologico, dalle linee rigorose e profili essenziali.**

A combination of aluminum, glass and wood, *Palo Alto Free* is the most technical expression of MisuraEmme®. In it, it contains the company's ability to synthesize the highest technological expression and maximum compositional flexibility in a single furnishing product, thus giving life to a product with a high technological content, with rigorous lines and essential profiles.

















# STILL LIFE

**Nelle pagine seguenti vengono proposte una serie di ambientazioni stilizzate volte a suggerire l'utilizzo di *Palo Alto free*, oltre che all'immagine e lo stile di MisuraEmme® nella progettazione delle cabine armadio. Queste ambientazioni sono caratterizzate dall'accostamento di diversi prodotti, dalla scelta delle finiture e dalla caratterizzazione architettonica, creando così una forte identità aziendale nelle proposte progettuali di MisuraEmme®.**

The following pages offer a series of stylized settings aimed at suggesting the use of *Palo Alto free*, as well as the image and style of MisuraEmme® in the design of walk-in closets. These settings are characterized both by the combination of different products, both by the choice of their finishes, and by the finishes of the environment. All this characterizes the corporate identity and the design proposals suggested by MisuraEmme®.



## 01 - Walk in-closet

### 1 Palo Alto Free sistema notte

Sistema notte con schienale in Millerighe Eucalipto

- . Anta Rex "Rx6" in vetro Trasparente Fumè V05
- . Ripiani Frame in vetro Trasparente Fumè V05
- . Tubo appendiabiti in ecopelle lavorata CL1 Sabbia con luce Led
- . Cassettiera sospesa in nobilitato Shantung di Seta 879 con top e maniglie Cardea in ecopelle lavorata CL1 Sabbia
- . Struttura metallo Canna di fucile 524
- . Dimensioni: L. 5517 x P. 609 x H. 2722

### 2 Madia Eros

- . Top in marmo Calacatta Oro CA
- . Contenitore in essenza Rovere Nero 51
- . Struttura in metallo verniciato Bronzo 528
- . Dimensioni: L. 2000 x P. 530 H. 683

### 3 Pouf Virgin

- . Rivestimento in nabuk N13 Orso Bruno, base in metallo verniciato Nero 538
- . Dimensioni: L. 1060 x P. 860 H. 400

### 4 Tavolino Stiletto

- . Top in marmo Calacatta Oro CA
- . Stelo verniciato laccato opaco Nero 014
- . Base in Antique Dark Bronze 5R
- . Dimensions: Ø 450 x H 523

### 1 Palo Alto Free night system

Night system with back in Eucalyptus Millerighe

- . Rex "Rx6" door in Transparent Fumè V05 glass
- . Shelves in Transparent Fumè V05 glass
- . Clothes rails in CL1 Sabbia embossed eco-leather with light Led
- . Suspended chest of drawers in Shantung di Seta 879 melamine with Cardea handleless and top of drawers in CL1 Sand embossed eco-leather
- . Structure in Gun metal 524
- . Dimensions: W. 217 2/8" x D. 24" x H. 107 1/8"

### 2 Eros sideboard

- . Top in Calacatta Oro CA marble
- . Drawer in Rovere Nero veneer 51
- . Structure in Bronze metal 528
- . Dimensions: W. 78 6/8" x D. 33 7/8" x H. 26 7/8"

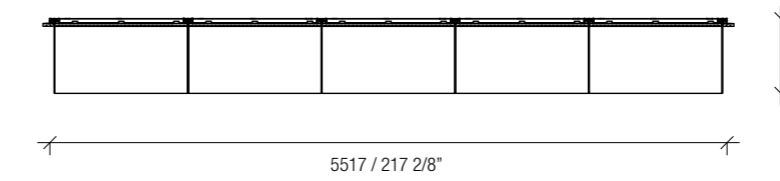
### 3 Virgin pouf

- . Upholstery in nabuk N13 Orso Bruno, base Black varnished metal 538
- . Dimensions: W. 41 6/8" x D. 33 7/8" x H. 15 6/8"

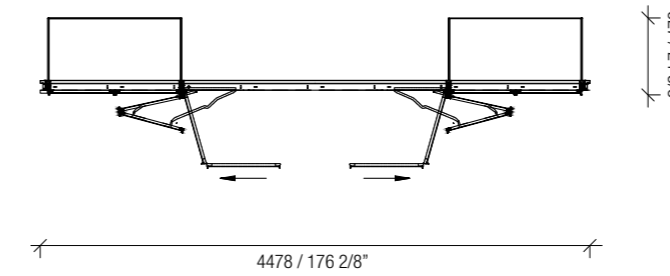
### 4 Stiletto small table

- . Top in Calacatta Oro CA marble
- . Stem in Nero 014 matt lacquered
- . Base in Antique Dark Bronze 5R
- . Dimensions: Ø 17 6/8" x H 20 5/8"

### Palo Alto Free

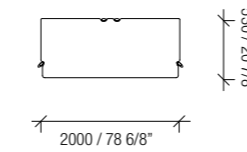


### Palo Alto Free



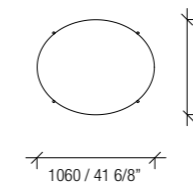
### Madia Eros

Eros sideboard




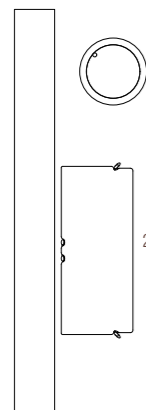
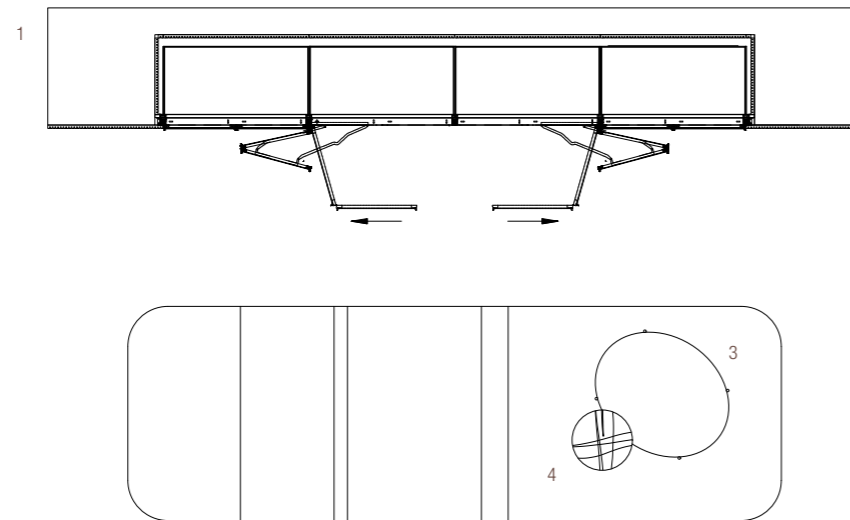
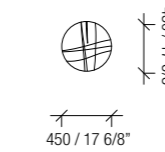
### Pouf Virgin

Virgin pouf




### Tavolino Stiletto

Stiletto small table



**Millerighe Eucalipto**  
Eucalyptus millerighe




**Shantung di Seta**  
Shantung di Seta



**Ecopelle CL1**  
Eco-leather CL1



**vetro fumè V05**  
Fumè glass V05



**Rovere Nero 51**  
Rovere Nero 51



**Calacatta Oro CA**  
Calacatta Oro CA




**metallo Bronzo 528**  
Bronze metal 528



**Laccato Nero 014**  
Black lacquered 014



**Dark bronze ant. 5R**  
Antiqued Dark Bronze 5R



**Nabuk N13**  
Nabuk N13





## 02 - Walk in-closet

### 1 Palo Alto Free sistema notte

- Sistema notte con schienale in Millerighe Eucalipto
- Anta Rex "Rx6" in vetro Trasparente Fumè V05
- Ripiani Frame in vetro Trasparente Fumè V05
- Tubo appendiabiti in ecopelle lavorata CL1 Sabbia con Luce Led
- Frame portascarpe in vetro Trasparente Fumè V05
- Struttura metallo Canna di fucile 524.
- Dimensioni: L. 4476 x P. 631 x H. 3500

### 2 Madia Eros

- Top in marmo Marquinia MR
- Contenitore in essenza Rovere Nero 51
- Struttura in metallo verniciato Bronzo 528
- Dimensioni: L. 2000 x P. 530 H. 683

### 3 Pouf Virgin

- Rivestimento in nabuk N12 Balena, base in metallo verniciato Nero 538
- Dimensioni: L. 1060 x P. 860 H. 400

### 4 Tavolino Stiletto

- Top in marmo Marquinia MR
- Stelo verniciato laccato opaco Nero 014
- Base in Dark Bronze Anticato 5R
- Dimensioni: Ø 450 x H 523

### 1 Palo Alto Free night system

- Night system with back in Eucalyptus Millerighe
- Rex "Rx6" door in Transparent Fumè V05 glass
- Shelves in Transparent Fumè V05 glass
- Clothes rails in CL1 Sabbia embossed eco-leather with Led light
- Internal shelves Frame show-racks in Transparent Fumè V05 glass
- Structure in Gun metal 524
- Dimensions: W. 176 2/8" x D. 24 7/8" x H. 137 6/8"

### 2 Eros sideboard

- Top in Marquinia MR marble
- Drower in Rovere Nero veneer 51
- Structure in Bronze metal 528
- Dimensions: W. 78 6/8" x D. 33 7/8" H. 26 7/8"

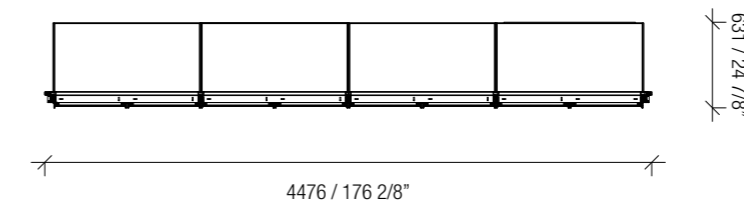
### 3 Virgin pouf

- Upholstery in nabuk N12 Balena, base Black varnished metal 538
- Dimensions: W. 41 6/8" x D. 33 7/8" H. 15 6/8"

### 4 Stiletto small table

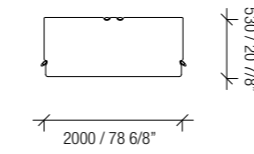
- Top in Marquinia MR marble
- System in Nero 014 matt lacquered
- Base in Antique Dark Bronze 5R
- Dimensions: Ø 17 6/8" x H 20 5/8"

### Palo Alto Free



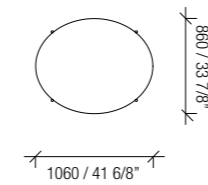
### Madia Eros

Eros sideboard




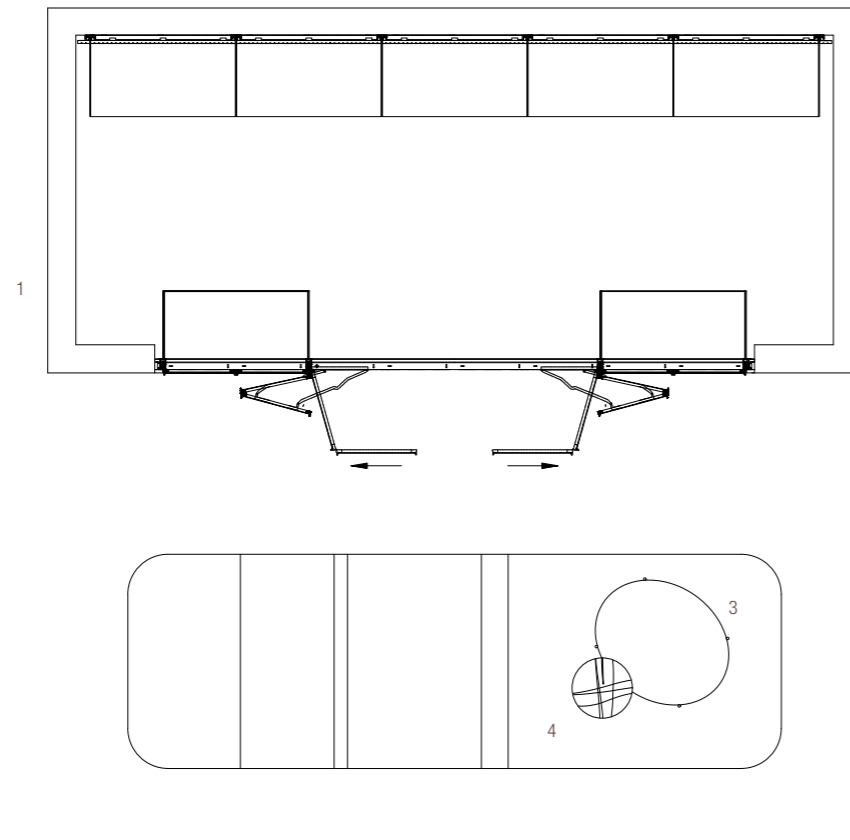
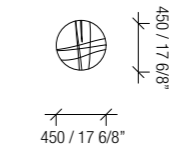
### Pouf Virgin

Virgin pouf




### Tavolino Stiletto

Stiletto small table



**Millerighe Eucalipto**  
Eucalyptus millerighe




**Shantung di Seta**  
Shantung di Seta



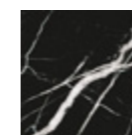
**Ecopelle CL1**  
Eco-leather CL1



**vetro fumè V05**  
Fumè glass V05



**Rovere Nero 51**  
Rovere Nero 51



**Marquinia MR**  
Marquinia MR




**metallo Bronzo 528**  
Bronze metal 528



**Laccato Nero 014**  
Black lacquered 014



**Dark bronze ant. 5R**  
Antiqued Dark Bronze 5R



**Nabuk N12 Balena**  
Nabuk N12 Balena

# ANTE DOORS

**Una lineare funzionalità e una pulizia estetica nate dall'incontro tra la più classica delle geometrie e il più rinomato design italiano. Queste le caratteristiche – e le parole chiave – che vanno a definire un universo abitativo raffinato ed elegante in cui materiali preziosi si accostano alle nobili venature del legno, dando risalto ai pregevoli contrasti materici. Cifre progettuali inequivocabili dall'allure contemporanea.**

Linear functionality and a clean aesthetic resulting from the combination of the most classic geometries and the most renowned Italian design. These are the characteristics – and the key words – that define a refined and elegant living universe in which precious materials are combined with the noble grain of wood, emphasizing precious material contrasts.

Unmistakable design with a contemporary allure.

# REX

DESIGN CR&S MISURAEMME®

L'anta battente si evolve grazie a una cerniera dedicata che consente l'apertura a più di 180 gradi. I raffinati accenti metallici del telaio scandiscono e illuminano la zona notte, dando vita a un ricco e armonioso contrasto materico nella versione abbinata alle essenze rovere nero, tabacco e cenere.

The hinged door evolves thanks to a dedicated piece that allows the opening angle of more than 180 degrees. The refined metallic accents of the Frame define and illuminate the bedroom, creating harmonious material contrasts in the versions combined with rovere nero, tabacco, and cenere essences.



## APERTURE / OPENINGS

battente / hinged

## ANTA / DOOR

- 840 nobilitato metallic graphite / melamine metallic graphite
- 841 nobilitato metallic champagne / melamine metallic champagne
- 842 nobilitato metallic dark bronze / melamine metallic dark bronze
- 878 nobilitato olmo grey tranchè / melamine elm grey tranchè
- 853 nobilitato tabacco / melamine tobacco
- 843 nobilitato panama grey / melamine panama grey
- 877 nobilitato ambiente / melamine ambiente
- 879 nobilitato shantung di seta / melamine silk shantung
- 885 nobilitato primo fiore / melamine primo fiore
- 866 nobilitato cenere / melamine cenere
- 66 essenza tabacco / tabacco veneer
- 53 essenza olmo grey / elm grey veneer
- 67 essenza noce canaletto / canaletto walnut
- 54 essenza eucalipto / eucalyptus veneer
- 62 essenza ebano / ebony veneer
- 50 essenza cenere / cenere veneer
- 51 essenza rovere nero / black oak veneer
- V00 vetro extra chiaro / extra light glass
- V01 vetro bronzo trasparente / bronze transparent glass
- V05 vetro fumè trasparente / fumè transparent glass
- V18 vetro naturale riflettente / natural reflecting glass
- V03 vetro bronzo riflettente / bronze reflecting glass
- V04 vetro fumè riflettente / fumè reflecting glass
- SAT vetro naturale biacidato / double frosted natural glass
- VBZ vetro bronzo biacidato / double frosted bronze glass
- VBF vetro fumè biacidato / double frosted fumè glass
- V21 specchio naturale temperato / natural tempered mirror
- V23 specchio bronzo temperato / bronze tempered mirror
- V22 specchio fumè temperato / fumè tempered mirror
- vetro verniciato colori base  
glass varnished in standard colours
- vetro verniciato acidato colori base  
glass varnished frosted in standard colours

finiture a pag. 82 / the finishes are on page 82

## TELAIO / DOOR FRAME

- 524 canna di fucile / gun metal
- 531 dark bronze / dark bronze
- 528 bronzo / bronze
- 540 gesso / gesso

finiture a pag. 82 / the finishes are on page 82

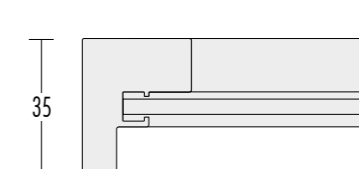
## MANIGLIA DEDICATA / SPECIFICALLY DESIGNED HANDLE



## CERNIERA DEDICATA / SPECIFICALLY DESIGNED HINGE



## FACCIATA VETRO / GLASS FACADE



anta battente aperta 180°  
hinged door opening 180°

# LONDON

DESIGN CR&S MISURAEMME®

Particolari sofisticati per l'anta London che crea un ambiente dinamico e raffinato attualissimo ma tradizionale. Il gioco dei quadrati in rilievo e delineati da un'impuntura con la maniglia inserita nel rettangolo che divide i quadrati creando un gioco armonico.

London Door with sophisticated details creates a dynamic and refined environment, current while at the same time traditional. The squares in relief and outlined by topstitching, along with a handle inserted into the rectangle which divides the squares, create a harmonious design.



## APERTURE / OPENINGS

battente / hinged

## ANTA / DOOR

ecopelle / eco-leather

pelle / leather

## PROFILO E MANIGLIA / PROFILE AND HANDLE

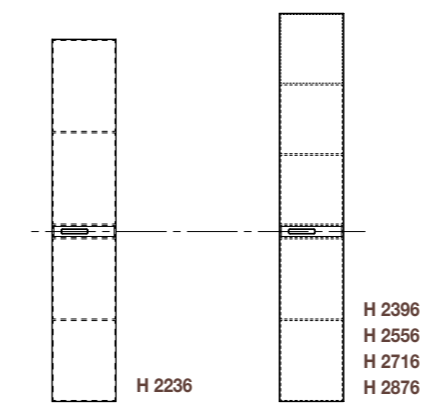
verniciato opaco a campionario \* / matt varnished standard colour \*  
524 canna di fucile / gun metal \*\*

\* finiture a pag. 82 / the finishes are on page 82

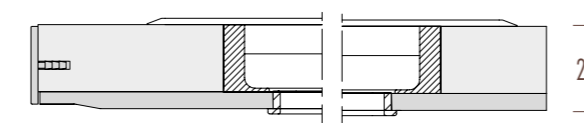
VERNICIATO OPACO A CAMPIONARIO \*  
MATT VARNISHED IN STANDARD COLOURS \*

\*\*  
524 VERNICIATO CANNA DI FUCILE  
524 GUN METAL VARNISHED

## DISEGNO ANTA / DOOR DESIGN



## SEZIONE ANTA / DOOR SECTION



## CERNIERA DEDICATA / SPECIFICALLY DESIGNED HINGE



## MANIGLIA DEDICATA / SPECIFICALLY DESIGNED HANDLE



montaggio orizzontale / horizontal fixture

# MILANO

DESIGN CR&S MISURAEMME®

L'anta Milano consente una grande versatilità di maniglie, ante e finiture. Disponibile battente con ante ammortizzate di serie.

The Milano door allows for great versatility of handles, doors and finishes. Available with hinged with standard Soft-closing device.




## APERTURE / OPENINGS

battente / hinged

## ANTA / DOOR

- 50 **essenza cenere** / cenere veneer
- 53 **essenza olmo grey** / elm grey veneer
- 51 **essenza rovere nero** / black oak veneer
- 54 **essenza eucalipto** / eucalipto veneer
- 66 **essenza tabacco** / tabacco veneer
- 67 **essenza noce canaletto** / canaletto walnut
- laccato opaco colori base \***  
matt lacquered in standard colours \*
- laccato lucido colori base \***  
glossy lacquered in standard colours \*


\* finiture a pag. 82 / the finishes are on page 82




50 CENERE



53 OLMO GREY  
53 ELM GREY



51 ROVERE NERO  
51 BLACK OAK



54 EUCALIPTO  
54 EUCALYPTUS



66 TABACCO  
66 TOBACCO



67 NOCE CANALETTO  
67 CANALETTO WALNUT

**LACCATO OPACO COLORI BASE \***  
MATT LACQUERED IN STANDARD COLOURS \*

**LACCATO LUCIDO COLORI BASE \***  
GLOSSY LACQUERED IN STANDARD COLOURS \*

## CERNIERA DEDICATA / SPECIFICALLY DESIGNED HINGE



## SEZIONE ANTA / DOOR SECTION



## MANIGLIE / HANDLES

- Rod
- Regula
- Lemma
- Gost
- Narcisse

# FIRST

DESIGN CR&S MISURAEMME®

Trasparenza, lucentezza, specularità, in una parola: First. Il gioco di riflessi, la levigatezza delle superfici e il design lineare e sempre attuale fanno di First un armadio da uno stile inconfondibile, dove il vetro diventa protagonista principale grazie alla straordinaria capacità di diffondere la luce e dilatare lo spazio.

Transparency, gloss, mirrored image, in one word: First. The play of light, the smooth surface, linear design and always up-to-date design make First a wardrobe with a unique style, where glass is the main feature of the extraordinary capacity to diffuse light and expand space.



## APERTURE / OPENINGS

battente / hinged

## ANTA / DOOR

**V07 specchio naturale** / mirror natural  
**V08 specchio bronzo** / mirror bronze  
**V16 specchio fumè** / mirror fumè  
**V02 specchio naturale acidato** / natural mirror frosted  
**V11 specchio bronzo acidato** / bronze mirror frosted  
**V17 specchio fumè acidato** / fumè and frosted mirror  
**vetro verniciato colori base \***  
glass varnished in standard colours \*  
**vetro verniciato acidato colori base \***  
glass varnished frosted in standard colours \*

\* finiture a pag. 82 / the finishes are on page 82

### Specchi / Mirrors

**V07 NATURALE**  
V07 NATURAL

**V08 BRONZO**  
V08 BRONZE

**V16 FUMÈ**

### Specchi acidati / Frosted mirrors

**V02 NATURALE**  
V02 NATURAL

**V11 BRONZO**  
V11 BRONZE

**V17 FUMÈ**

### Specchi / Mirrors

**VETRO VERNICIATO COLORI BASE \***  
GLASS VARNISHED IN STANDARD COLOURS \*

**VETRO VERNICIATO ACIDATO COLORI BASE \***  
GLASS VARNISHED FROSTED IN STANDARD COLOURS \*

## CERNIERA DEDICATA / SPECIFICALLY DESIGNED HINGE



## PROFILO E MANIGLIA / PROFILE AND HANDLE

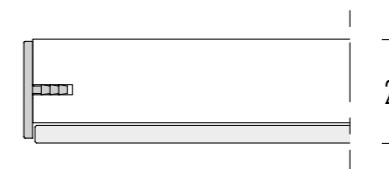
**verniciato opaco a campionario** / matt varnished standard colour \*  
**canna di fucile** / gun metal \*\*

\* finiture a pag. 82 / the finishes are on page 82

**VERNICIATO OPACO A CAMPIONARIO \***  
MATT VARNISHED IN STANDARD COLOURS \*

\*\*  
**524 VERNICIATO CANNA DI FUCILE**  
524 GUN METAL VARNISHED

## SEZIONE ANTA / DOOR SECTION



## MANIGLIE / HANDLES


Rod  
Gost  
Lemma

# TECNO

DESIGN CR&S MISURAEMME®

Ideale sintesi di ricercatezza e semplicità. Linee essenziali e pulite diventano sinonimo di un'eleganza senza tempo. Purezza formale e funzionalità viaggiano in parallelo.

Perfect synthesis of elegance and simplicity. Essential and clean lines become synonym for timeless elegance. Formal cleanliness and functionality go side by side.



## APERTURE / OPENINGS

battente / hinged

## ANTA / DOOR



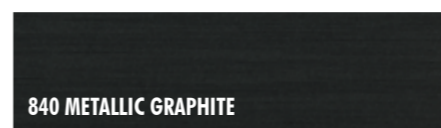
840 nobilitato metallic graphite / melamine metallic graphite

841 nobilitato metallic champagne / melamine metallic champagne

842 nobilitato metallic bronze / melamine metallic bronze

853 nobilitato tabacco / melamine tabacco

866 nobilitato cenere / melamine cenere



## SEZIONE ANTA / DOOR SECTION



## MANIGLIE / HANDLES

Rod  
Regula  
Gost  
Lemma  
Narcisse

## CERNIERA DEDICATA / SPECIFICALLY DESIGNED HINGE





# MANIGLIE *HANDLES*

**Lineari, semplici, dal segno grafico leggero. Le maniglie sono un dettaglio che non passa inosservato. La funzionalità dialoga con le qualità estetiche ricercate per dare consistenza alle superfici, in una sinergia di linee rette, curvature delicate e cuciture preziose. Infinite possibilità espressive che plasmano altrettante impugnature.**

Linear, simple, with a delicate graphic sign. Handles are more than just accessories; they are details that draw attention. Functionality merges with sophisticated aesthetic qualities to give consistency to the surfaces, in a synergy of straight lines, delicate curves, and precious seams. Endless expressions and possibilities that shape as many handles.

**MANIGLIE**  
HANDLES



**ROD**

L. 6 X P. 40 X H. 160 mm  
W. 2/8" X D. 1 5/8" X H. 6 2/8"

**Finiture / Finishes**  
canna di fucile / gun metal  
laccata a campionario /  
lacquered in range colours

**Ante / Doors**

Tecno  
Milano  
First  
Brillante  
New Segmenta

**Aperture / Openings**  
battente / hinged



**REGULA**


L. 8 X P. 25 X H. 295 mm  
W. 3/8" X D. 1" X H. 11 5/8"

**Finiture / Finishes**  
canna di fucile / gun metal  
laccata a campionario /  
lacquered in range colours

**Ante / Doors**

Tecno  
Milano

**Aperture / Openings**  
battente / hinged



**NARCISSE**

L. 15 X P. 45 X H. 200 mm  
W. 5/8" X D. 1 6/8" X H. 7 7/8"

**Finiture / Finishes**  
canna di fucile / gun metal  
dark bronze  
laccata a campionario /  
lacquered in range colours

**Ante / Doors**

Zeus  
Narcisse  
Tecno  
Milano

**Aperture / Openings**  
battente / hinged



**REX**

Ø 8 X P. 35 X H. 120 mm  
Ø 3/8" X D. 1 3/8" X H. 4 6/8"

**Finiture / Finishes**  
canna di fucile / gun metal  
dark bronze  
laccata a campionario /  
lacquered in range colours

**Ante / Doors**

Rex

**Aperture / Openings**  
battente / hinged



**LEMMA**

L. 30 X P. 22 X H. ante  
W. 1 1/8" X D. 7/8" X H. door

**Finiture / Finishes**  
canna di fucile / gun metal  
laccata a campionario /  
lacquered in range colours

**Ante / Doors**

Tecno  
Milano  
First  
Brillante  
New Segmenta

**Aperture / Openings**  
battente / hinged



**GOST**

L. 28 X H. 160 mm  
W. 1 1/8" X H. 6 2/8"

**Finiture / Finishes**  
canna di fucile / gun metal  
laccata a campionario /  
lacquered in range colours

**Ante / Doors**

Tecno  
Milano  
First  
Lexington \*  
London

**Aperture / Openings**  
battente / hinged

\* dedicata / dedicated

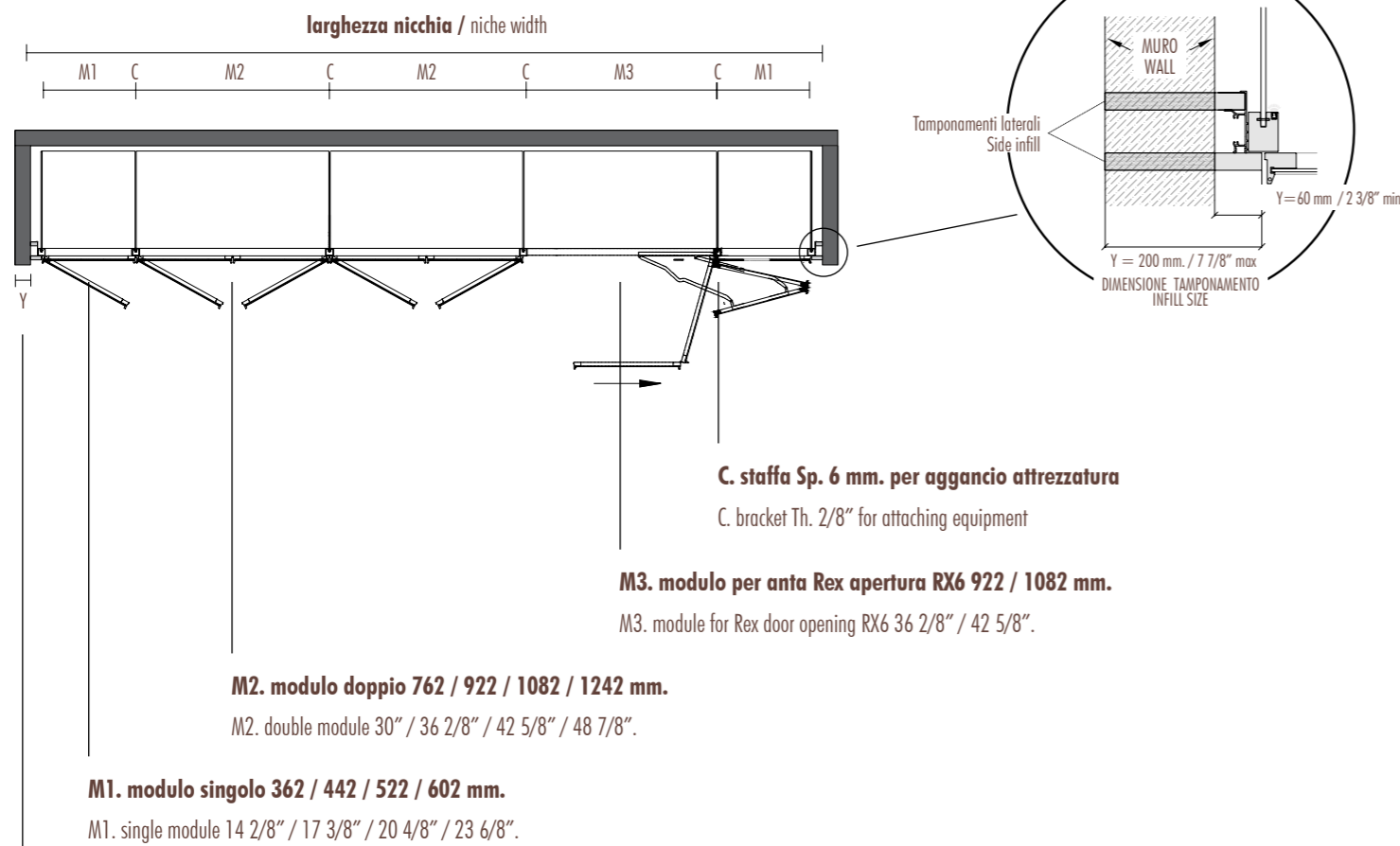

# STRUTTURA *STRUCTURE*

**Infinite e calibrate possibilità compositive, straordinarie configurazioni dal fascino architettonico razionale, scandiscono una nuova art de vivre all'insegna di esperienze coinvolgenti che avvolgono le atmosfere del panorama abitativo.**

Infinite, well-balanced compositional possibilities and extraordinary configurations of rational architectural appeal outline a new art de vivre based on engaging experiences that generate novel atmosphere in the residential habitat.

## DIMENSIONI STRUTTURA

STRUCTURE DIMENSIONS



Y. fascia di tamponamento laterale variabile da minimo 60 mm. a massimo 200 mm.

Y. variable lateral buffer strip from at least 60 mm. to a maximum of 200 mm.

## COMPONENTI STRUTTURA

STRUCTURE COMPONENTS

A. tamponamento laterale posteriore / side rear filler panel

B. montante iniziale / initial upright

C. tamponamento laterale anteriore / side front filler panel

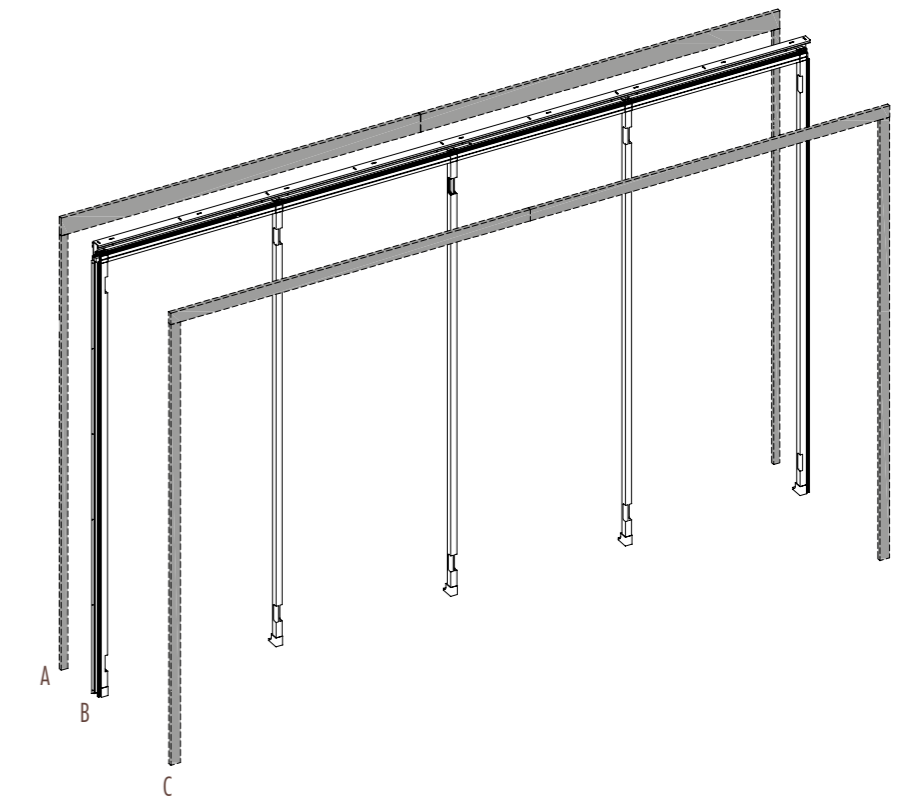

Finiture metalli / Metal finishes

1. 524 canna di fucile / gun metal

2. 531 dark bronze / dark bronze

3. 528 bronzo / bronze

3. 540 gesso / gesso



Struttura / Structure

D. profilo struttura a soffitto / ceiling upper structure trim

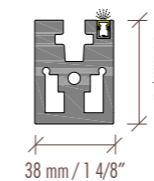
E. montanti iniziali - centrali - terminali / initial - central - end uprights

F. traverso superiore per anta doppia o singola / upper crosspiece for single and double doors

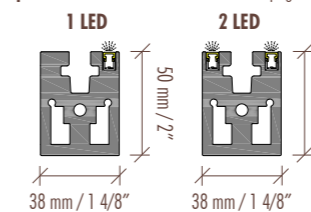


Montanti / Upright

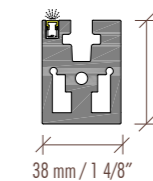
per montante iniziale / for initial upright



per montante centrale / for central upright



per montante terminale / for end upright



**TOLLERANZE**  
TOLERATION

**Dimensionamento in larghezza / Width sizes**

Misurare la larghezza del vano alle varie estremità. Larghezza massima, minima e al centro. Per calcolare la larghezza della composizione definire come prima variante la larghezza delle fasce di tamponamento verticali, sommare la larghezza delle fasce tra loro, sottrarre 34 mm e detrarre il risultato totale dalla misura minima della nicchia.

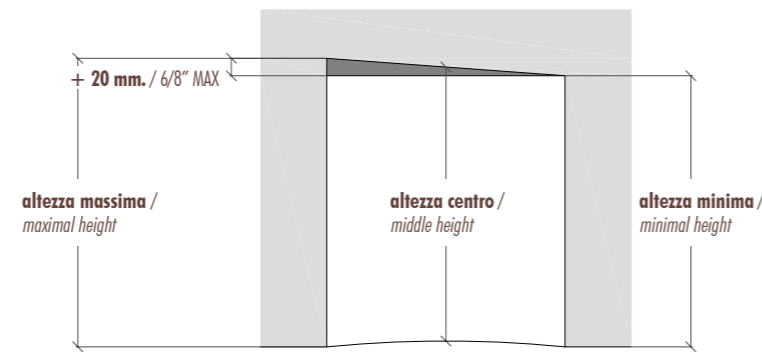
Measure room width in each spot, minimal, maximal and central width too. To calculate the width of the composition, define the width of the vertical infill strips as the first variant, add the width of the strips together, subtract 34 mm and deduct the total result from the minimum size of the niche.



**Dimensionamento in altezza / Height sizes**

Misurare l'altezza del vano alle varie estremità. Larghezza massima, minima e al centro. Tolleranza massima tra il punto più alto e il punto più basso 20 mm. Per calcolare l'altezza del montate necessario sottrarre 98 mm dalla misura più bassa della nicchia.

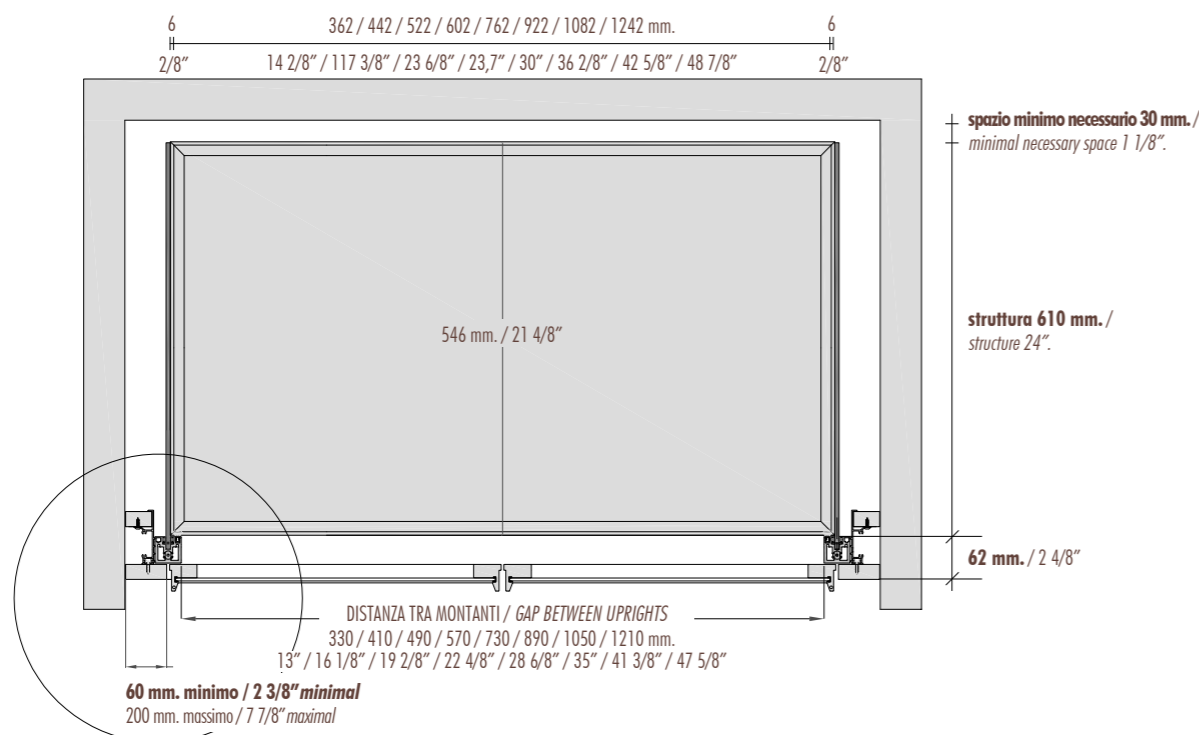
Measure ceiling height in each spot, minimal, maximal and central height too. Maximum tolerance between the highest point and the lowest point 20 mm. To calculate the height of the mounted, it is necessary to subtract 98 mm from the lowest measurement of the niche.



**Sezione orizzontale / Horizontal section**

La misura minima in profondità della nicchia per montare Palo Alto Free inclusa di attrezzature è 654 mm.

The minimum depth of the niche to mount Palo Alto Free including equipment is 654 mm.



**TOLLERANZE**  
TOLERATION

**Regolazione superiore / Top adjustment**

La regolazione superiore si effettua tramite l'asola posta sulla testa del montante.

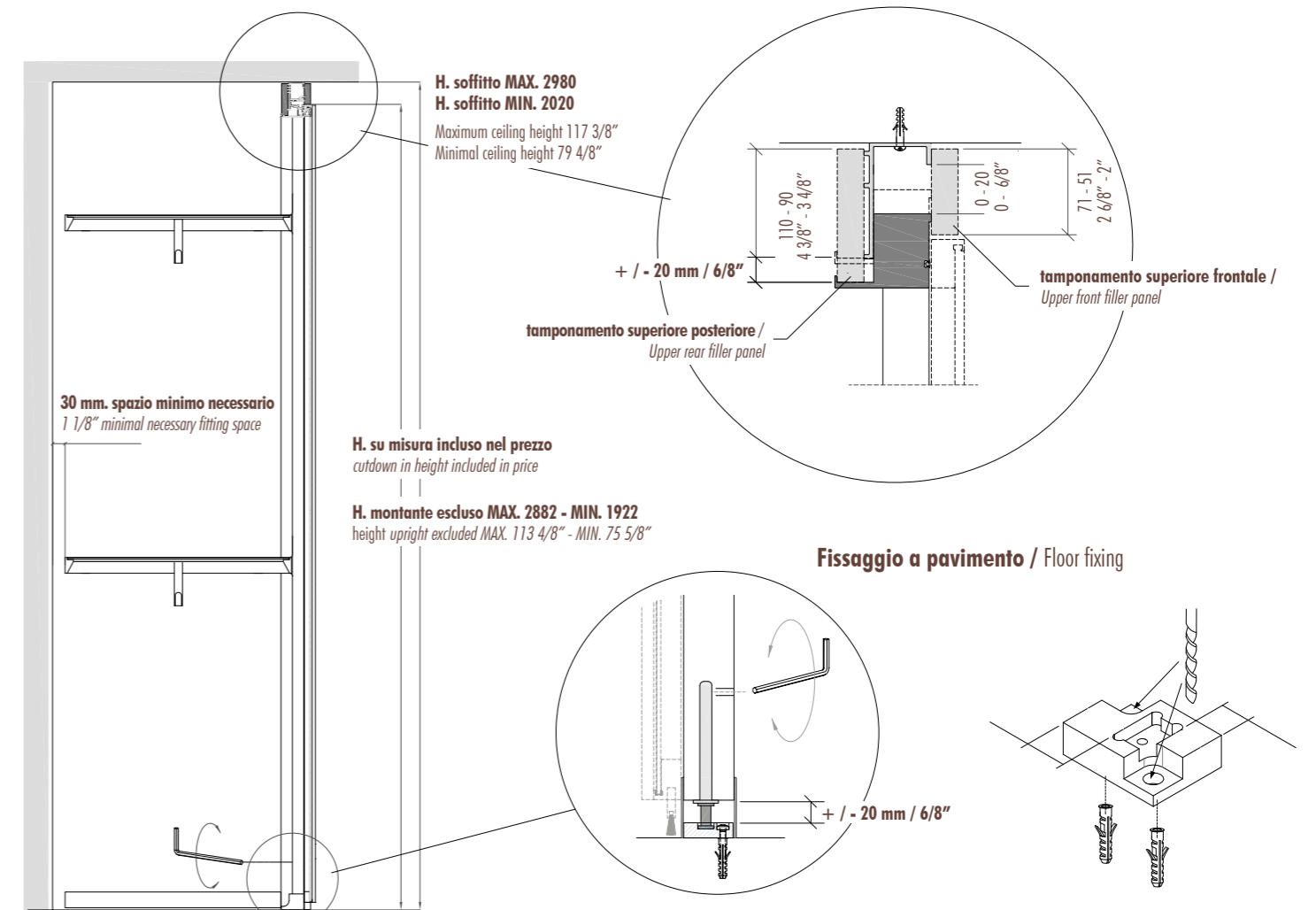
The upper adjustment is made through the slot located on the head of the upright.

**Regolazione inferiore / Lower adjustment**

La regolazione inferiore si effettua tramite il piede posto sulla base del montante.

The lower adjustment is made using the foot placed on the base of the upright.

**Sezione verticale / Vertical section**

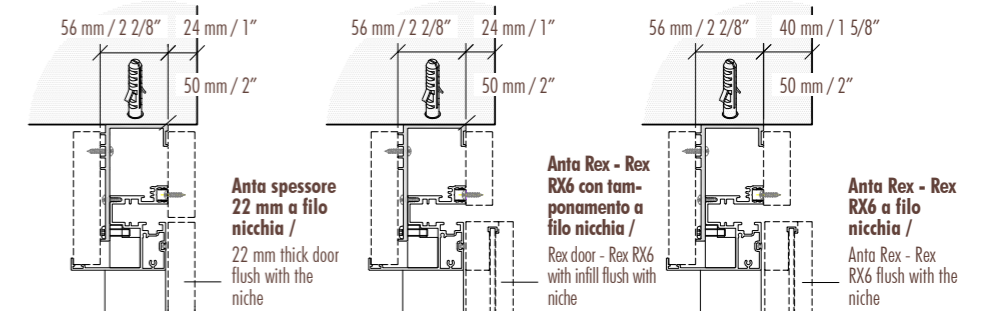


E' necessario fissare la base del montante a pavimento. Si consiglia l'utilizzo di fisher da 30/40 mm minimo.  
It is necessary to fix the base of the upright to the floor. We recommend using a 30/40 mm fisher minimum.

**FISSAGGIO A SOFFITTO / CEILING FIXING**

Posizionare il profilo a soffitto in funzione dell'allineamento estetico desiderato. E' necessario prevedere cartongesso rinforzato con struttura adatta per fisher da 50 mm minimo.

Position the ceiling profile according to the desired aesthetic alignment. It is necessary to provide reinforced plasterboard with a structure suitable for 50 mm minimum fisher.



## IMPIANTO ILLUMINAZIONE

LIGHTING SYSTEM

### Impianto elettrico orizzontale / Horizontal light system

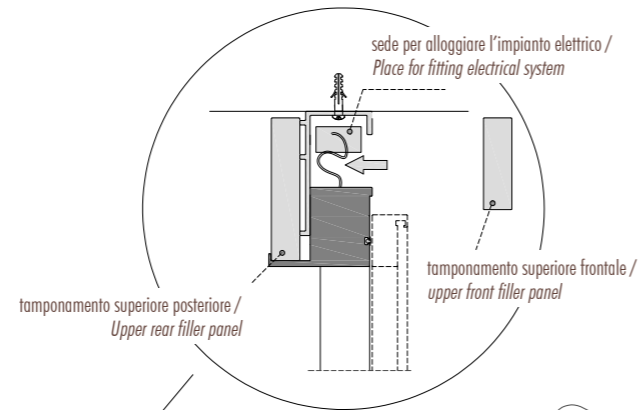
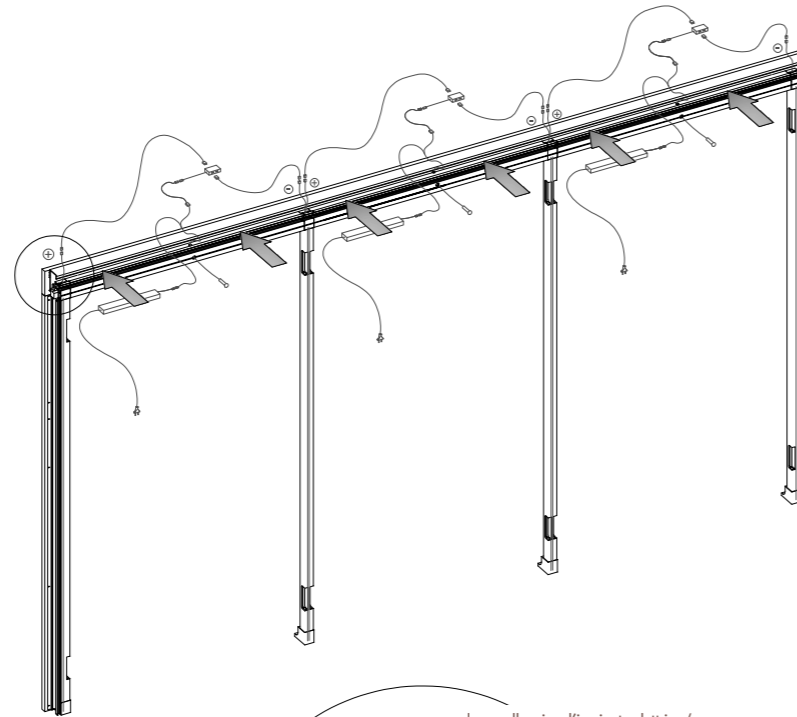
L'impianto elettrico orizzontale è composto dai led (luce continua) presenti sugli accessori interni, (ripiani interni, frame e portascarpe). L'elettrificazione viene trasmessa tramite la staffa di sostegno che a sua volta riceve la corrente dalla cremagliera all'interno del montante. L'impianto elettrico può essere gestito da sensori, telecomando o presa comandata.

Horizontal light system is composed by LEDs with continuous light applied on internal accessories (shelves, shelves with frame and shoe racks). Electrification is transmitted by support bracket that receives electrical current from rack of inside of upright. Electrical system can work through sensors, remote control or wall sockets.

#### N.B.:

L'elettrificazione orizzontale può essere aggiunta anche successivamente al montaggio cambiando la tipologia della staffa.

Horizontal electrical system can be added later changing type of bracket.



### Impianto elettrico verticale / Vertical light system

L'impianto elettrico verticale è composto da led (con luce continua oppure puntiforme) alloggiato all'interno del montante iniziale, terminale e centrale.

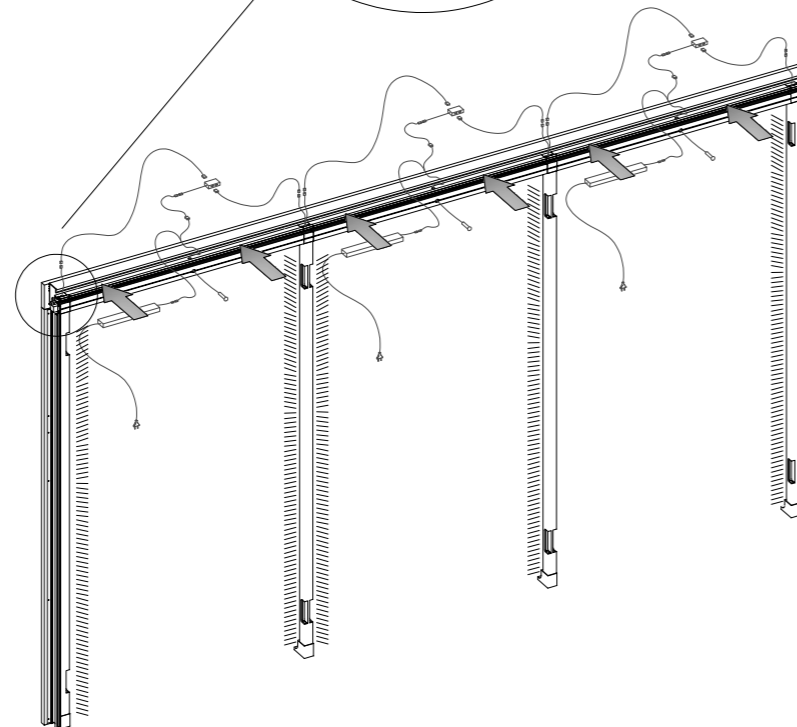
L'impianto elettrico può essere gestito da sensori, telecomando o presa comandata.

Vertical electrical system is composed by one LED with continuous or punctiform light placed inside initial, middle or end upright.

#### N.B.:

L'elettrificazione verticale può essere definita solo in fase di progettazione.

Vertical electrical system can be defined only upon project phase.




## ATTREZZATURA

EQUIPMENT

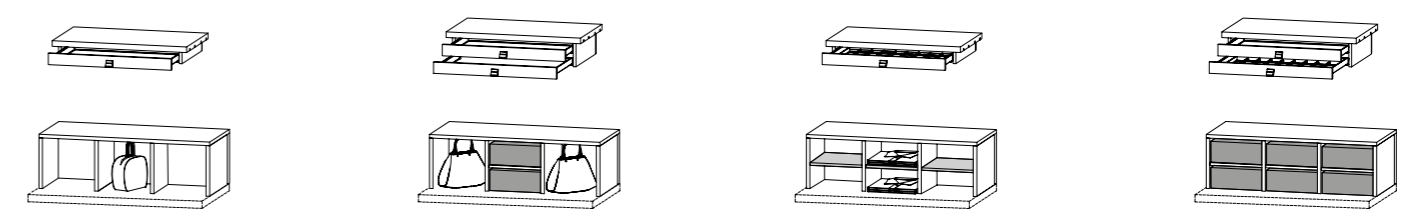
### Ripiani / Shelves



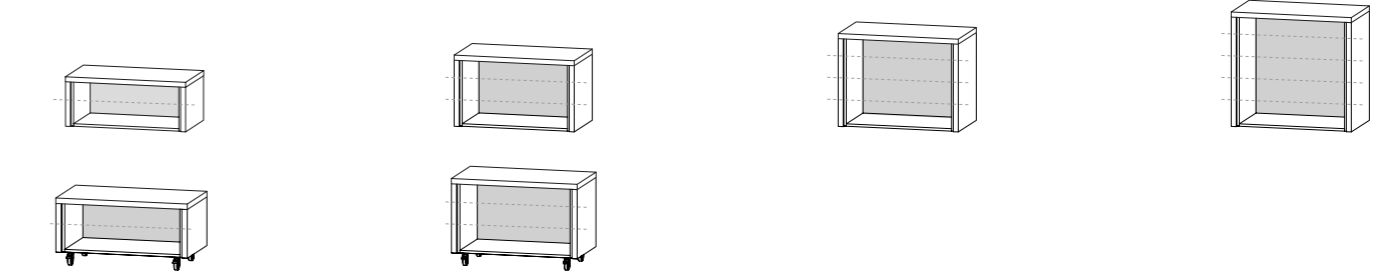
### Elementi Hi-tech / Hi-tech elements



### Elementi sospesi e elementi dedicati / Hanging elements and dedicated elements



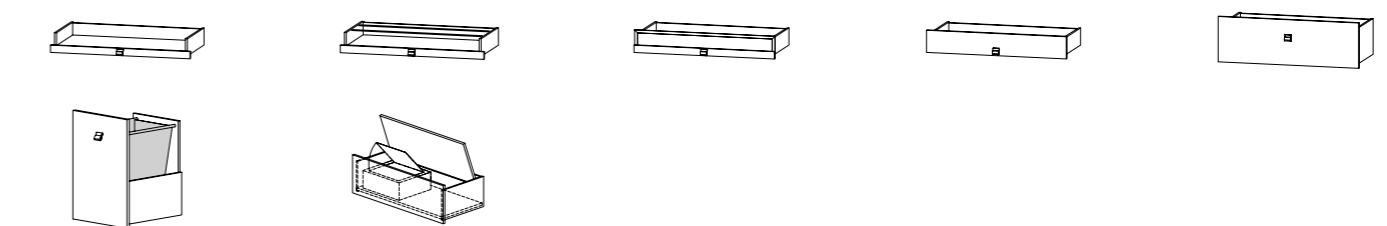
### Struttura a terra top legno o ecopelle / Standing structures wooden or ecoleather top



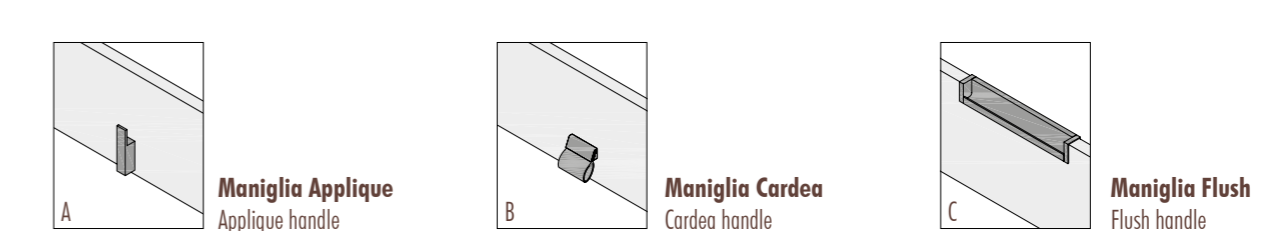
### Strutture sospese top legno o ecopelle / Hanging structures wooden or eco-leather top



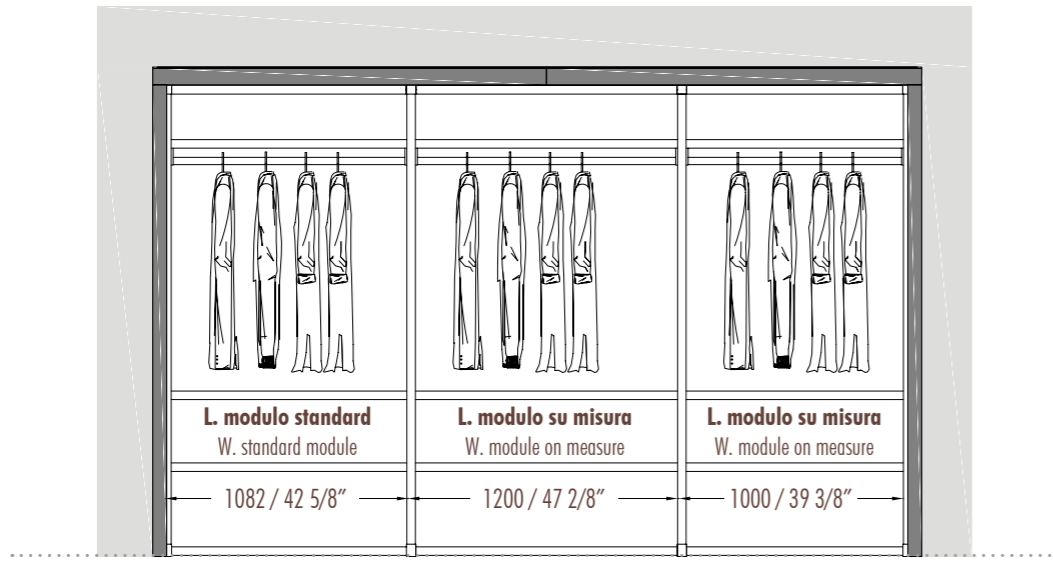
### Cassetti e Vassoio / Drawers and Trays



### Maniglie / Handles



**RIPIANI**  
SHELVES



**Ripiano legno / Wooden shelf**



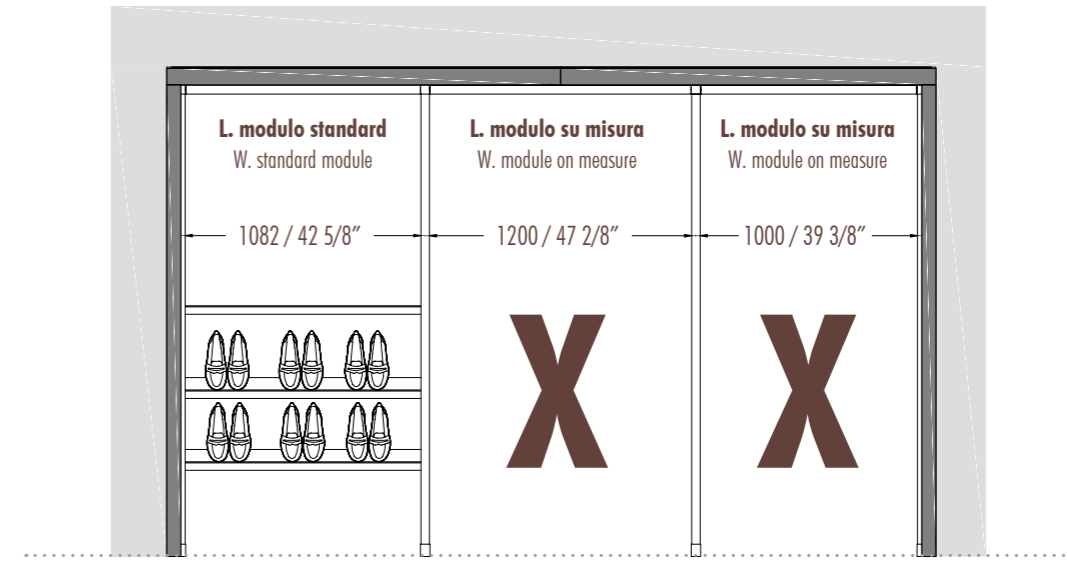
**Ripiano vetro / Glass shelf**



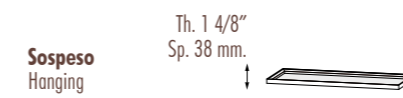
**Ripiano ecopelle / Ecoleather shelf**



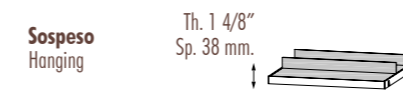
**RIPIANI FRAME**  
FRAME SHELVES



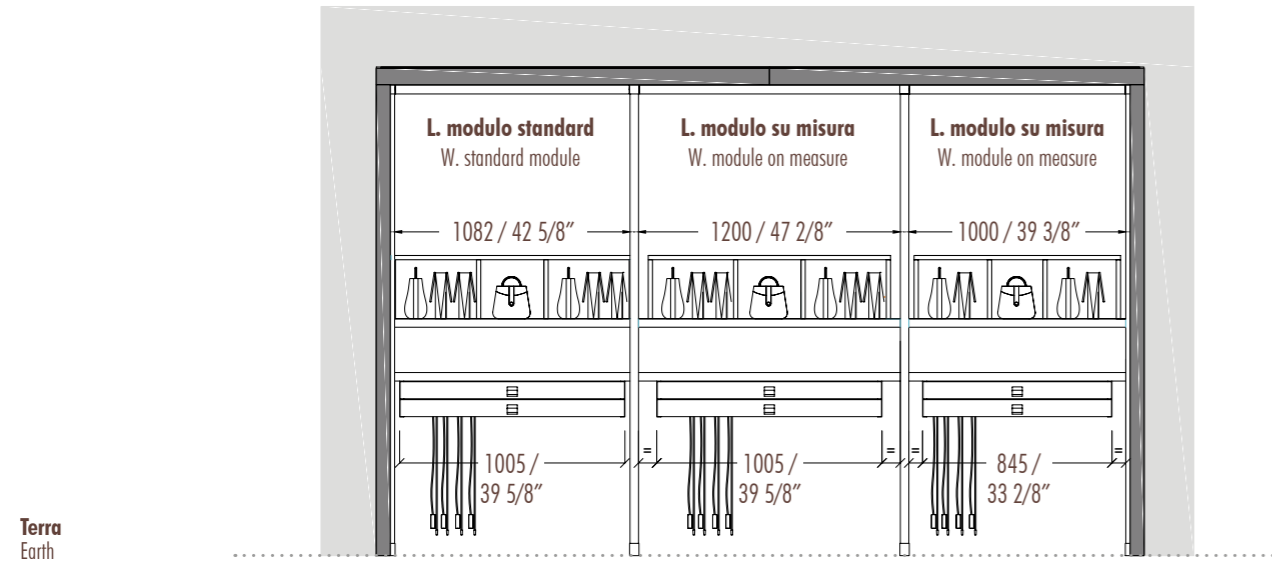
**Ripiano frame / Frame shelf**



**Ripiano frame portascarpe / Shoe rack frame shelf**

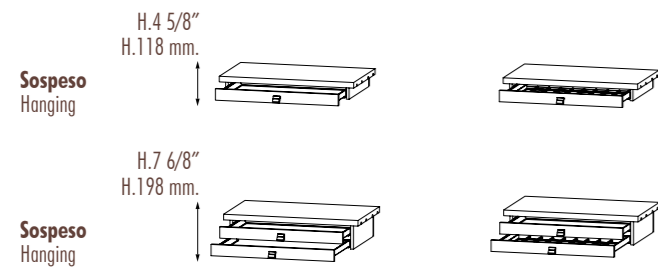


**ELEMENTI SOSPESI E ELEMENTI DEDICATI**  
HANGING ELEMENTS AND DEDICATED ELEMENTS

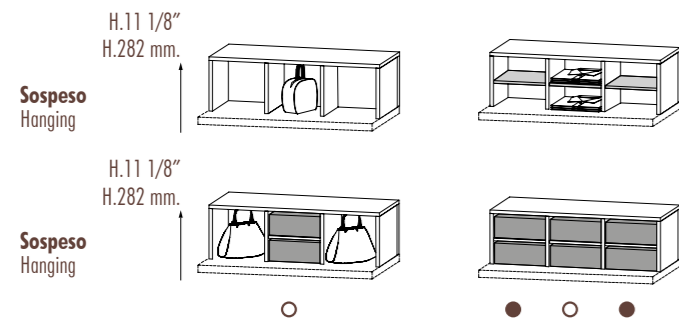


Terra  
Earth

**Vassoio svuotatasche e Portapantaloni / Pull-out dresser trays and trouser hangers**



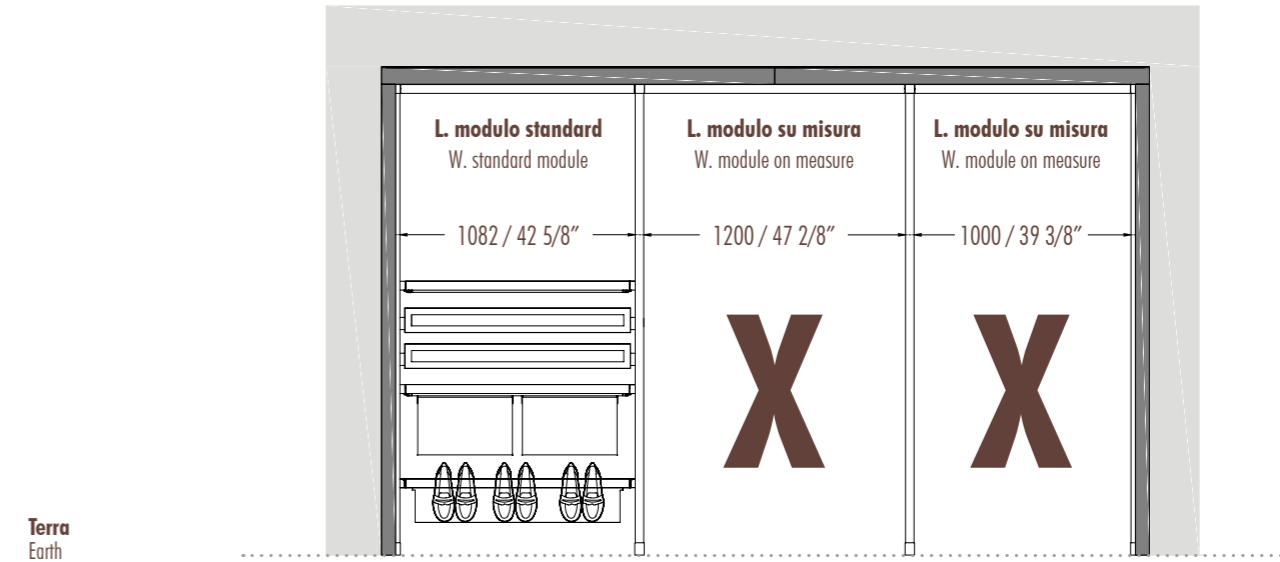
**Portaborse e Portacamicie / Shorts raster and Handbags raster**



**Legenda / Legend**

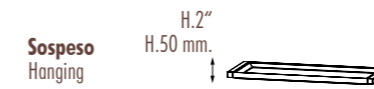
- possibile inserire scatola / box can be used
- ▲ non è possibile inserire scatola / box cannot be used
- è possibile inserire scatola solo per: Palo Alto Free solo ante REX / Box can be used only for: Palo Alto Free only Rex door

**ELEMENTI HI-TECH**  
HI-TECH ELEMENTS

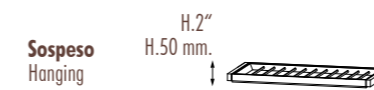


Terra  
Earth

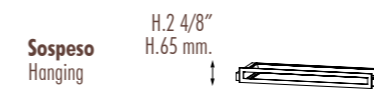
**Vassoio estraibile / Extractable tray**



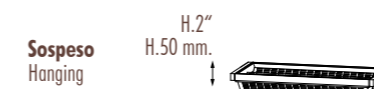
**Portapantaloni estraibile / Extractable trousers hanger**



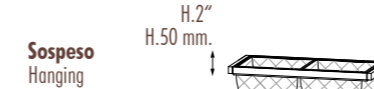
**Cassetto estraibile / Extractable drawer**



**Portascarpe estraibile / Extractable shoes rack**

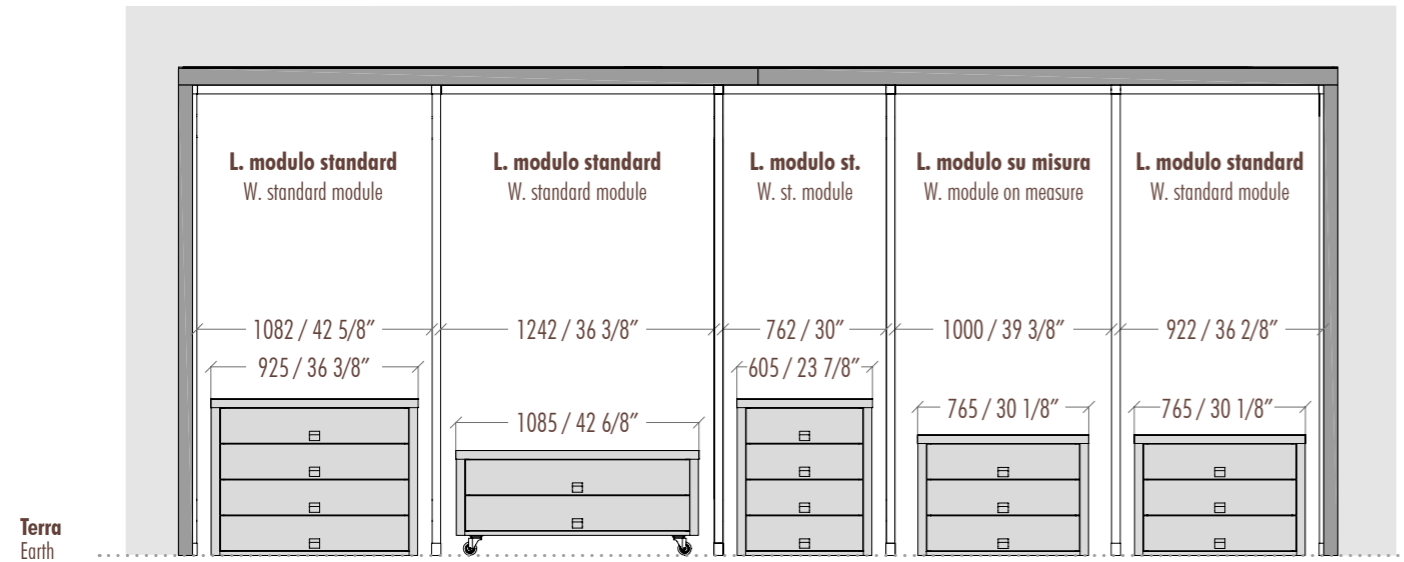


**Portabiancheria estraibile con sacca / Extractable laundry basket with bag**

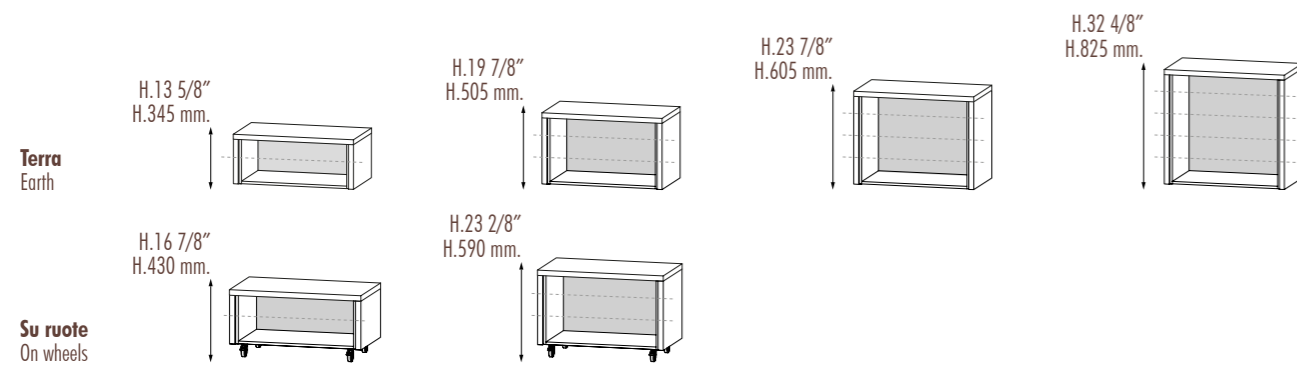




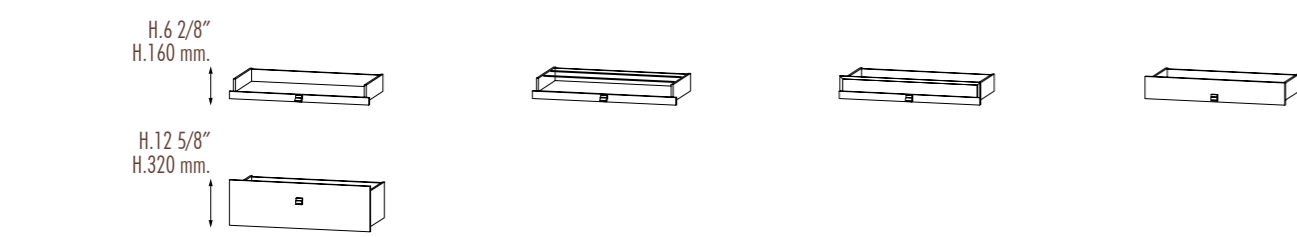
**CASSETTIERE A TERRA**  
GROUND CHEST OF DRAWERS



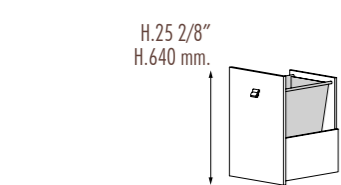
**Struttura a terra top legno o ecopelle / Standing structures wooden or ecoleather top**



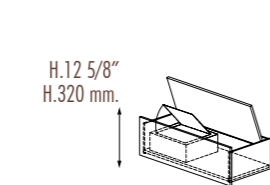
**Cassetti e Vassoi / Drawers and Trays**



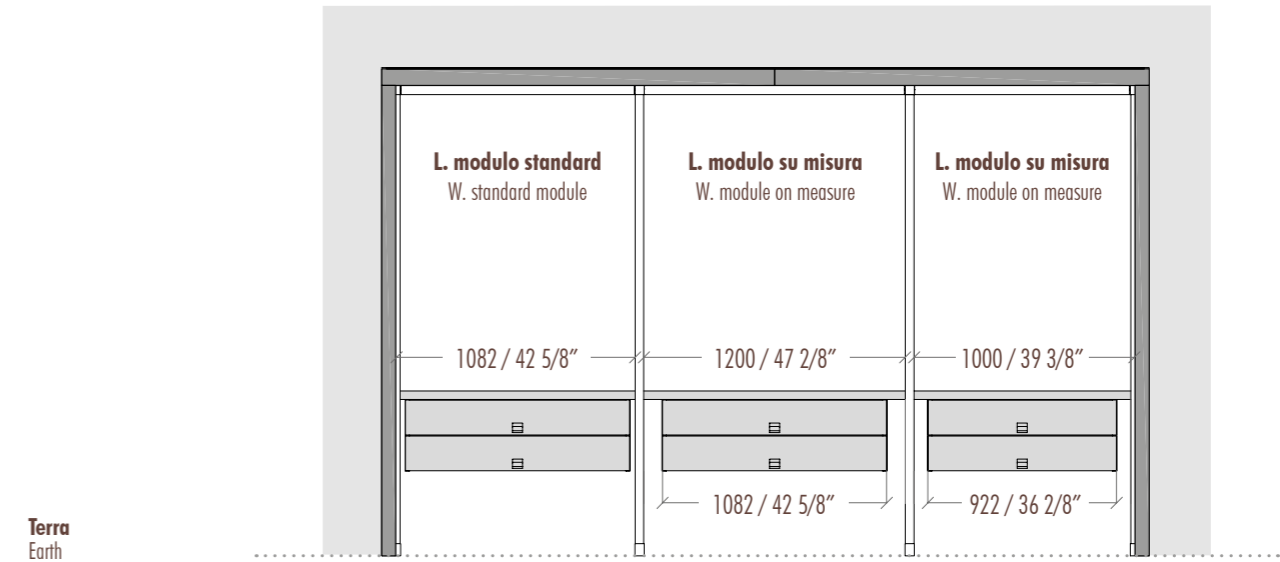
**Portabiancheria / Laundry basket**



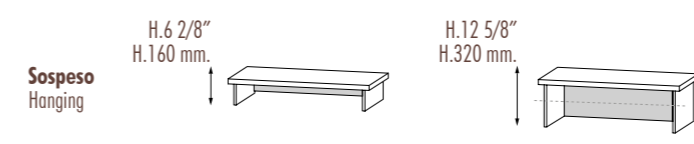
**Cassetto cassaforte / Safe drawers**



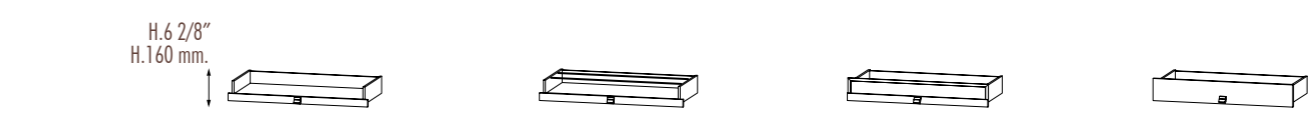
**CASSETTIERE SOPPESE**  
HANGING CHEST OF DRAWERS



**Strutture sospese top legno o ecopelle / Hanging structures wooden or eco-leather top**



**Cassetti e Vassoi / Drawers and Trays**



# FINITURE *FINISHINGS*

**Accostamenti materici decisi e finiture dal forte impatto esaltano le linee rigorose e i profili essenziali del vivere contemporaneo, tra attitudine innovativa e ricerca stilistica. Nel segno di una sartorialità senza confini che definisce nuovi codici progettuali. Inedite laccature ed essenze sofisticate avvolgono le atmosfere su misura.**

Bold combinations of materials and finishes with a strong impact enhance the rigorous lines and essential profiles of contemporary living proposals, distinguished by innovative attitude and stylistic research. In the sign of a limitless bespoke appeal that defines new design codes. New lacquers and sophisticated essences dress the tailor-made atmospheres.

## FINITURE ATTREZZATURA

### EQUIPMENT FINISHINGS

#### Colori laccati - Vetri verniciati - Vetri acidati verniciati

Lacquered colours - Varnished glass colours - Varnished frosted glass colours

04 BRONZO	9T TOFFEE
8B CAOLINO	93 MELANGE
9G OSTRICA	13 SEPIA
6B GRIGIO PIETRA	09 WENGÈ
14 NERO	81 FUOCO
02 TALCO	94 MARSALA
9F SAND	95 RUGGINE
4G ARGILLA	9B SENAPE
8C CAPPUCCINO	9S GIALLO
5B GRIGIO LAVA	98 OLIVA
72 SABBIA	9H PETROLIO
8A BEIGE	9E DEEP BLU

#### Colori metallici laccati opachi

Matt lacquered metal colours

10 ARGENTO
04 BRONZO
96 CANNA DI FUCILE
99 TITANIO
05 DARK BRONZE
5R ANTIQUED DARK BRONZE
06 GRAPHITE
6R ANTIQUED GRAPHITE
07 OTTONE
7R ANTIQUED OTTONE

#### Nobilitati

Melamines

840 METALLIC GRAPHITE
841 METALLIC CHAMPAGNE
842 METALLIC DARK BRONZE
843 PANAMA GREY 843 PANAMA GREY
853 TABACCO 853 TOBACCO
878 OLMO GREY 878 ELM GREY
866 CENERE
867 CEMENTINO WHITE
877 AMBIENCE
885 PRIMO FIORE
879 SHANTUNG DI SETA 879 SILK SHANTUNG

#### Essenze

Wood veneer

50 CENERE
51 ROVERE NERO 51 BLACK OAK
53 OLMO GREY 53 ELM GREY
54 EUCALIPTO 54 EUCALYPTUS
62 EBANO 62 EBONY
66 TABACCO 66 TOBACCO
67 NOCE CANALETTO 67 CANALETTO WALNUT

#### Essenze dogate

Slatted woods

M1R MILLERIGHE EUCALIPTO
M1R MILLERIGHE NOCE CANALETTO


#### Essenze lucide

Glossy wood

L51 ROVERE NERO L51 BLACK OAK
L53 OLMO GREY L53 ELM GREY
L54 EUCALIPTO L54 EUCALYPTUS
L62 EBANO L62 EBONY
L66 TABACCO L66 TOBACCO

**FINITURE ATTREZZATURA**  
EQUIPMENT FINISHINGS


**Vetri trasparenti**  
Transparent glass



**V00 EXTRA CHIARO**  
V00 EXTRA LIGHT



**V01 BRONZO**  
V01 BRONZE



**V05 FUMÈ**

**Vetri riflettenti**  
Reflective glass



**V18 NATURALE**  
V18 NATURAL




**V03 BRONZO**  
V03 BRONZE



**V04 FUMÈ**

**Vetri biacidati**  
Double frosted glass



**SAT NATURALE**  
SAT NATURAL




**VBZ BRONZO**  
VBZ BRONZE



**VBF FUMÈ**

**Specchi**  
Mirrors



**V07 NATURALE**  
V07 NATURAL




**V08 BRONZO**  
V08 BRONZE



**V16 FUMÈ**

**Specchi acidati**  
Frosted mirrors



**V02 NATURALE**  
V02 NATURAL



**V11 BRONZO**  
V11 BRONZE




**V17 FUMÈ**

**Specchi temperati**  
Tempered mirrors



**V21 NATURALE**  
V21 NATURAL

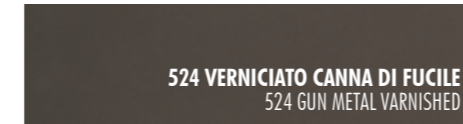


**V23 BRONZO**  
V23 BRONZE




**V22 FUMÈ**

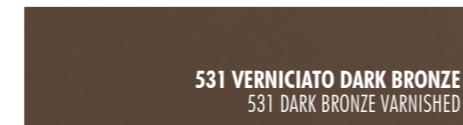
**Metalli**  
Metals



**524 VERNICIATO CANNA DI FUCILE**  
524 GUN METAL VARNISHED



**528 VERNICIATO BRONZO**  
528 BRONZED VARNISHED



**531 VERNICIATO DARK BRONZE**  
531 DARK BRONZE VARNISHED




**540 GESSO**


**Ecopelli**  
Ecoleathers




**CL1 BIANCO LATTE**  
CL1 BIANCO LATTE




**CM3 TAUPÈ**  
CM3 TAUPÈ



**CM5 TABACCO**  
CM5 TOBACCO



**CM8 CAFFÈ**  
CM8 COFFEE



**CL6 BLACK**  
CL6 BLACK



**CM2 MATTONE**  
CM2 MATTONE



**CM4 GRIGIO ELEPHANT**  
CM4 GREY ELEPHANT




**CL8 SEPIA**  
CL8 SEPIA



**CM7 GRIGIO GRAPHITE**  
CM7 GREY GRAPHITE

**WRITE  
*YOUR*  
NOTES  
*HERE***



Concept, art direction  
**MisuraEmme® studio**

Photography  
**Michele Poli Mascheroni**

Render  
**Virtual Design**

Styling  
**Studio Rossella Battaglia**  
**MisuraEmme® studio**

Printing  
**Color Art Spa**

Copyright  
**MisuraEmme®**

Thanks to  
**ILLULIAN**  
**ARTEMIDE**  
**OLUCE**  
**PENTA**  
**NAHOOR**

All the MisuraEmme collections are  
manufactured 100% in Italy  
using top-class components  
and materials.

Made in Italy - OLBOBB

MisuraEmme® S.p.A.  
Via IV Novembre, 72  
22066 Mariano Comense (CO)  
Tel. +39 031.754111  
Fax. +39 031.744437  
info@misuraemme.it  
www.misuraemme.it



Per informazioni sui prodotti certificati  
FSC®



